

Self-Determination: Decision-Making and Problem-Solving

Stacie Rulison, Facilitator



Welcome Back

Your Name



Name one thing you do now for yourself that your parents or guardian did for you a year ago.



Ground Rules



Cameras on when possible



Use chat or raise hand to talk (Zoom or actual hand)



Listen to understand



Ask questions with the microphone or in chat

What We Will Do Today

- Review last weeks information and home activities
- Talk about decision-making and problem-solving
- Answer questions in chat
- Watch one or more videos
- Get home practice activities for this week

Self-Determination Elements

1. Self-awareness and self-efficacy

2. Self-advocacy and self-regulation

3. Making choices and decisions, and solving problems

4. Setting and reaching goals

5. How I see myself and future (locus of control)



Self-Advocacy means:

- A. Asking my parents to do things for me
- B. Waiting to see what happens, and hope it goes well
- C. Knowing what supports help me get what I need



(Put A, B, or C for your answer in the chat)

Laws Supporting Self-Advocacy

What is the federal law protecting people with disabilities from discrimination? *(Hint: it starts with an "A")*

- **Americans with Disabilities Act (ADA)**



Laws Supporting Self-Advocacy

What is the federal law protecting students in special education, and promoting inclusion? (*Hint: starts with an "I"*)

- **Individuals with Disabilities in Education Act (IDEA)**



Laws Supporting Self-Advocacy

What is the written plan for special education which has your support needs and goals for the future? *(Hint: it starts with an "I")*

- **Individualized Education Program (IEP)**





Self-Advocacy Examples

Give an example of how you can self-advocate at...

- Home
- School
- Work
- Healthcare
- Community
- Relationships

Self-Regulation has to do with:

- A. Only being positive and never negative
- B. Paying attention to how I am feeling and acting
- C. Expecting others to feel the same way I do



(Put A, B, or C for your answer in the chat)

Some ways to self-regulate are:

- A. Counting to 10
- B. Taking a walk
- C. Talking to my family
- D. All of the above



(Put A, B, C, D for your answer in the chat)

Name some **ideas or strategies** you came up with you might use to **self-regulate**

Decision- Making and Problem- Solving

Involves
thinking
about what
to do!

Decisions and Problems

Decision:

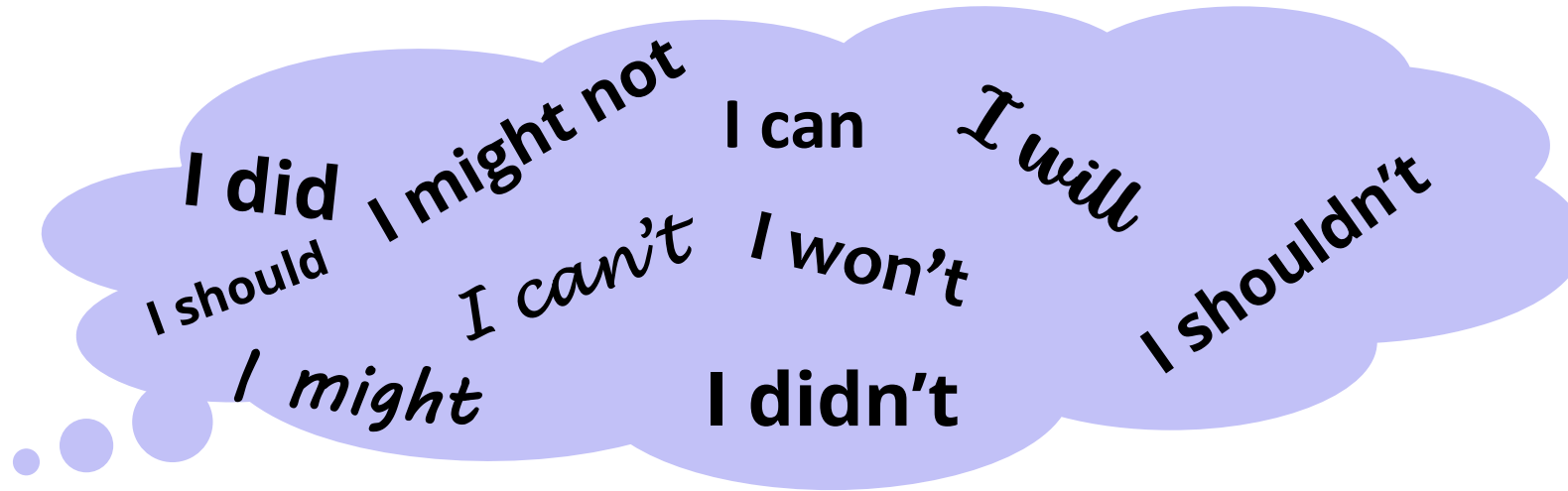
- Making a choice between different choices (or options)
- Can make us anxious
- Can make us get stuck

Problem:

- Something has happened
- Need to make a decision
- Can make us anxious
- Easy to get stuck



Decisions



- Thoughts can pop in and out of our minds
- Choosing what we do can be hard
- We may not always make the best choice
- Big deal or little deal
- Problem-solving may help

Related...

Decision-Making

- Quick or takes time
- Help may be needed
- All sizes of decisions
- BEST option
- Current/future situation
- Causes anxiety

Problem-Solving

- *Part of decision-making*
- 2 or more options
- Pros and cons (+ or -) of each option
- Harder decisions



Choices

- Simpler decisions (this or that)
- Make daily
- Based on preferences
- Needs little thinking
- Usually make on our own choices
- Examples:
 - Do I want an apple or donut?
 - Do I wear my green hat or blue hat?
 - Do I walk or take the bus
 - Do I buy a new game today or next week?
 - Do I do my homework now or after dinner?
 - Do I ask for help or not?



Snap Decisions

- Quick or easy decisions not needing as much thought
- Usually used for little deals
- Big deal decisions shouldn't be a snap decision
- Examples:
 - I had fries yesterday, today I'll have chips
 - My blue shirt is dirty, I'll wear my green one instead
 - I need to send a text to say I'm late, it will be faster to voice text instead of typing the text

Snap Decisions

What one is a **SNAP** decision below?

- A. Deciding what job you will do in the future
- B. The goals you want in your IEP
- C. We are out of lemonade, I'll drink water

(Put A, B, C for your answer in the chat)



Getting Stuck

- Our brain or thinking can get stuck
- We aren't sure what to do next
- Can get us upset, frustrated, angry, confused, anxious, or depressed
- Hard to make decisions



Moving on...

Instead of getting upset when we get stuck, it's important to notice we are stuck, think about how to solve the problem, and get help if we need it



Getting **Un**-Stuck

Some people...

- Don't do anything
- Try to solve the problem
 - Think about how
 - Options to move on
 - Talk to someone or ask for help



Getting Help with Decisions

1. How do you know you need to ask for help?
2. Who do you ask for help?
3. What kinds of decisions do you think you might need help with?



Getting Stuck-Example 1

- **Example:** you want peanut butter jelly for lunch, but you are out of jelly
- I want help now: *Mom, I need you to go to the store and buy jelly right now!*
- I don't do anything: *Oh well, I won't eat lunch today.*



Getting Stuck-Example 2

- **Example:** you're going home from school and your dad takes a different road to your house
- That's not right!: *Dad, you went the wrong way...go that way, you're going the wrong way*
- I don't do anything: *Oh, there's more than one way to get home! It seemed shorter too!*



Getting Stuck-What Would you Do?

Other examples:

- At school: you are confused about your math homework
- At home: you realize you sent a text to the wrong person asking about an assignment
- At work: you finish a task and do not know what to do next
- In the community: you are at the library and cannot find the book you are looking for



Getting Stuck

<https://youtu.be/VQVnx2KERvw?si=5TWoWpqE36UyOalx>

Stuck on an Escalator



Size of the Decision or Problem

Is the Problem or Decision a...

Big Deal

- Something unsafe
- Something illegal
- Something that breaks the rules
- Makes us really stuck
- May need help solving

Little Deal

- Something that is annoying
- Something you don't like
- No one gets hurt
- Can be taken care of quickly
- Could get stuck
- YOU usually can solve on your own

Big Deal or Little Deal?

Little Deal

Drop your books

Being a part of your IEP

An angry customer at work

Being bullied

Forgot to make your bed

Spilled milk on the table

Swearing at your teacher

The ice cream shop is out of your favorite flavor

Drop your books

Forgot to make your bed

Spilled milk on the table

The ice cream shop is out of your favorite flavor

Big Deal

Being a part of your IEP

An angry customer at work

Being bullied

Swearing at your teacher

Mistakes

- Type of problem
- Everyone makes mistakes
- Own it
- Sometimes need to apologize
 - If it affects someone else
- Can be a big or little deal
- Take steps to not make the same mistake again



Decision-Making Process



Decision-Making Process Steps

1. Stop and think about what the decision or problem is

2. Think of 2-3 options or choices you have

**3. Make a pro and con list for each choice
(*problem-solve*)**

4. Decide on the best option or choice and do it

5. Think about how the decision worked out

Decision Making Process-Step 1

Step 1

Stop and think about what the decision or problem is

*Think: Is this a problem that's a **big deal**? Am I **stuck**?*

Example:

My friend asked me to play online video games tonight, but I need to do my homework because I have a test Friday. **I think I have a decision to make!**

- I feel **stuck**—I need to look at my options!

Decision-Making Process-Step 2

Step 2
Think of 2-3
options
(choices) you
have for
making your
decision

**What are my options or
choices?**

1. Do my homework tonight



OR

2. Play online video games with my friend tonight



Step 3

Make a pro and con list for each option or choice

Decision-Making Process-Step 3

Problem-Solve: write down the pros (+) and cons (-) of my options of doing homework or playing games.

	Option 1-do homework tonight	Option 2-play games tonight
Pros (+)	<ul style="list-style-type: none">. I may get a better grade. I don't fall behind in school. I will feel good when it is done	<ul style="list-style-type: none">. I get to play with my friend. I might win at the game. My friend will be happy
Cons (-)	<ul style="list-style-type: none">. I miss time with my friend. I will miss out on fun	<ul style="list-style-type: none">. I will feel guilty about homework. I will get a bad grade on my homework. I might not do well on my test

- *Think about each pros and cons of each option*
- *Ask your family, friends, teachers, or someone you trust to help you with thinking about pros and cons*
- *This is problem-solving, which is part of decision-making*

Decision-Making Process-Step 4: Uses Problem Solving

Step 4

Decide on the best option or choice and follow-through

What is my decision? I do my homework tonight that is due tomorrow or play video games tonight with my online friend...



Decision that is best for ME: I really want to play games, but my homework grade is important, and I have a test this week the homework covers. I can ask my friend to play another time.

Decision-Making Process-Step 5


Step 5

Think about
how the
decision
worked out

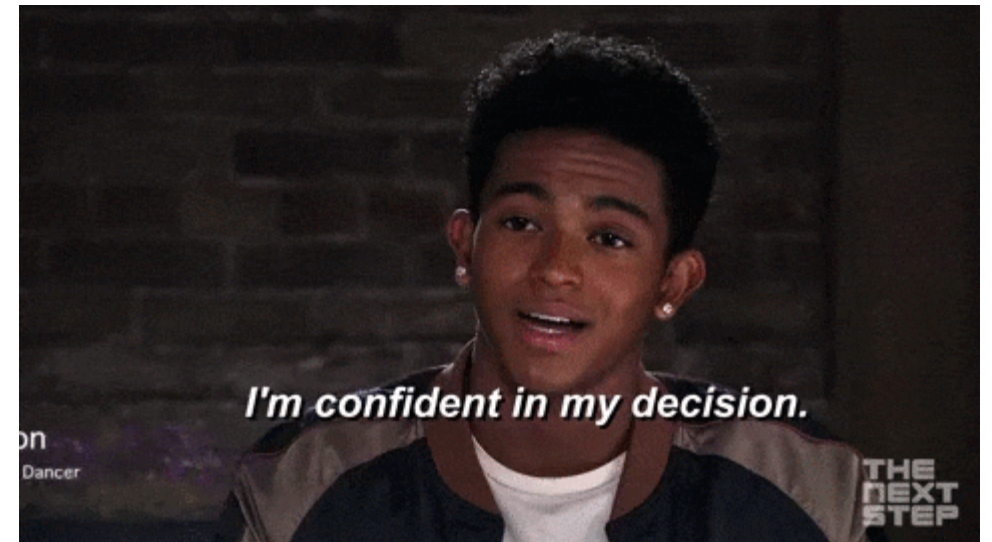
Did it work out?

Was it a good decision?

- *Yes-I did my homework and handed it on time and got a B on my test!*



Making your own
decisions and solving
your own problems
increases your **self-**
determination and
can help you be more
independent



Decision-Making includes...

- A. 5 steps to help you make a decision
- B. You make your best guess for a decision
- C. Only looking at the cons (or negative or minuses) of options

(Put A, B, or C in chat!)



An example of using decision-making in your IEP would be:

- A. Having your IEP team make all the decisions on your transition goal
- B. You making a *snap decision* on your transition goal
- C. Your taking part in decision-making about the goals on your IEP



(Put A, B, or C in chat!)

Problem Solving...

You are at work and realize you forgot your password for the computer to put your work time in. You have co-workers and your supervisor nearby.



Is this a big or little deal?

What can you do?

Problem-Solving and Decision-Making

Choices: Simpler Decisions

- Little thought needed
- Everyday decisions

Decisions and Problems

- Big deal-little deal (big deal use decision-making process)
- Everyday decisions, snap decisions, near future decisions
 - We are stuck or made a small mistake

Decision-Making Process (5 steps) → Problem-Solving

- Big deal-sometimes little deals
- Important decisions or future decisions
- Because we are stuck, something went wrong, mistakes

Problem-Solving

- Look at pros and cons of each option before deciding

Decision-Making Practice Situation 1

You have a substitute teacher who does not know where materials are in the classroom. You know where they are, but you are not sure if you should say something.

- What decision do you need to you make?
- Is it a big deal or little deal?
- Can I make the decision now? (Yes or No)

Problem-Solving

- 2 options
- Pros and cons of each option

Make the decision: My decision is...
How did the decision work out?



Decision-Making Practice Situation 2

You are rushing to get to school on time, and you trip and fall on your way out the door, cutting your arm. It's bleeding and needs a Band-Aid, and you are already late for class.

- What decision do you need to you make?
- Is it a big deal or little deal?
- Can I make the decision now? (Yes or No)

Problem-Solving

- 2 options
- Pros and cons of each option

Make the decision: My decision is...
How did the decision work out?



Decision-Making Practice Situation 3

You realize you forgot to lock the door when you took the recycle out at work. You are concerned it will be unlocked overnight.

- What decision do you need to you make?
- Is it a big deal or little deal?
- Can I make the decision now? (Yes or No)

Problem-Solving

- 2 options
- Pros and cons of each option

Make the decision: My decision is...
How did the decision work out?



Home Activities

(Review Next Week)



Self-Determination-Home Activities Checklist



Michigan Alliance for Families

Youth Self-Determination Series-Home Activities Checklist

Session 3: Decision-Making and Problem-Solving Components of Self-Determination

Name: _____ Date: _____

Home Activities Checklist

Use the checklist below to work through the assigned home activities for Session 3.

Done	Activity
	1. Complete the Big-Deal Little Deal Home Activity
	2. Complete the Decision-Making and Problem-Solving Home Activity on Decision Making and Problem Solving <ul style="list-style-type: none">You can complete the longer form (and use words or pictures) OrYou can complete the 1-page shortened form
	3. Review the provided Resources document for additional information on decision- making and problem solving

Home Activity-Checklist

- Start with your Home Activities Checklist
- Work with your parents on this if you have questions
- All resources should be available here, or in your home activities information shared by Michigan Alliance for Families

Decision-Making and Problem-Solving



Problem-Solving and Decision-Making Youth Self-Determination Series

Session 3-Big Deal Little Deal Home Activity

Circle the response you think is correct (remember a big deal means you might need to get someone else's help—and be careful about getting **STUCK**—be open to looking at options!)

<u>Your</u> missed the bus to get to work	Big Deal	Little Deal
What could you do? _____		
You forgot it is pajama day at school	Big Deal	Little Deal
What could you do? _____		
Your boss changes the schedule	Big Deal	Little Deal
What could you do? _____		
A kid at school bumps into you by mistake	Big Deal	Little Deal
What could you do? _____		
Your friend keeps taking your money	Big Deal	Little Deal
What could you do? _____		
You left your phone in your locker	Big Deal	Little Deal
What could you do? _____		
Someone tells a lie about you	Big Deal	Little Deal
What could you do? _____		


Decision-Making and Problem-Solving Home Activity-Big Deal or Little Deal

- Written or complete with pictures

Decision-Making and Problem-Solving

Decision-Making and Problem-Solving Process Home Activity

- Written or complete with pictures


Decision Making and Problem Solving
Youth Self-Determination Series
Session 3-Decision-Making and Problem-Solving Process-Home Activity-2
Follow the directions below. You can fill this out with words or pictures.

Is the decision or problem a **BIG DEAL** or a **LITTLE DEAL**: _____

Step 1
Step and think about what the decision or problem is

THINK about a decision you need to make for now or the future, or a problem you need to solve.
The decision I need to make or problem I need to solve is:

Step 2
Come up with 2-3 options (choices) you have to make your decision

Come up with 2 options (or choices) you have to make your decision or solve your problem.
Option 1:

Option 2:

3. Make a pro and con list for each choice (problem-solve)
Problem-Solve!

- Get help from your family, friends, or others
- Think about each option (choice) and the pros and cons of each, like what will happen

	Option 1:	Option 2:
PROs (advantages)		
CONs (disadvantages)		

Step 4
Decide on the best option or choice

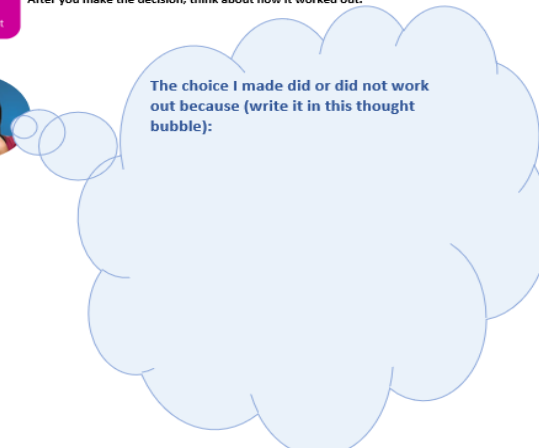
Decide on the best option (or choice), and write down why this is your choice.
My best choice is:

I made this choice because (why):

Step 5
Think about how the decision worked out

After you make the decision, think about how it worked out.

The choice I made did or did not work out because (write it in this thought bubble):



Michigan Alliance for Families Self-Determination Youth Training Session 3 2

Michigan Alliance for Families Self-Determination Youth Training Session 3 3

Decision-Making and Problem-Solving



Decision Making and Problem Solving Youth Self-Determination Series

Session 3-Decision-Making and Problem-Solving Process-Home Activity

Follow the directions below. You can fill this out with words or pictures. Have your parents or guardian help with this process if needed.

Is the decision or problem a **BIG DEAL** or a **LITTLE DEAL**: _____

Step 1. The decision I need to make or problem I need to solve is:

Step 2 and Step 3. Think of 2 options you have to make your decision or solve your problem and think about pros and cons.

Option 1 is:

Pros:

Cons:

Option 2 is:

Pros:

Cons:

Step 4: Decide on the best option (or choice) and write down why this is your choice.

My best choice is:

I made this choice because (why):

Step 6: Think about how it worked out.

The decision I made did or did not work out because:

Decision-Making and Problem-Solving Process Home Activity

- SHORTER Form
- Alternative to longer form

Next Steps:

- 1. Review your Home Activities Checklist**
- 2. Review Additional Resources on self-determination, decision-making, and problem-solving**

We are here to support you!

 @MichiganAllianceForFamilies

 @michiganallianceforfamilies

 /MichiganAlliance

For more information visit

www.michiganallianceforfamilies.org

Call 800-552-4821

En Español 313-217-1060

للغة العربية 248-963-0607

info@michiganallianceforfamilies.org



Michigan Alliance for Families

Michigan Alliance for Families is an IDEA Grant Funded Initiative of the Michigan Department of Education, Office of Special Education, and Michigan's federal Parent-Training and Information Center (PTIC) funded by U.S. Department of Education, Office of Special Education Programs (OSEP).

www.michiganallianceforfamilies.org

1-800-552-4821

info@michiganallianceforfamilies.org

